


FLEXSTEEL®

DUTCH


LUXURIOUS LEATHER. MODERN EDGE.



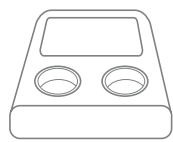
FEATURES



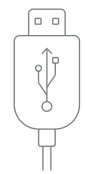
WIRELESS
PHONE CHARGING



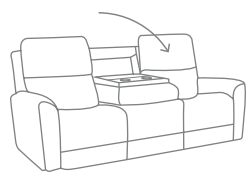
CLOUD-LIKE
COMFORT



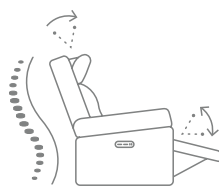
STORAGE CONSOLE



CHARGING PORT(S)



FLIP-DOWN
CENTER BACK



TRIPLE POWER



ZERO GRAVITY



LIGHTING

MOTION GROUP COLLECTION



1519-61P3
**Power Reclining Sofa with
Console, Power Headrests, Lumbar**
43H x 91W x 41D



1519-64P3
**Power Reclining Loveseat with
Console, Power Headrests, Lumbar**
43H x 78W x 41D

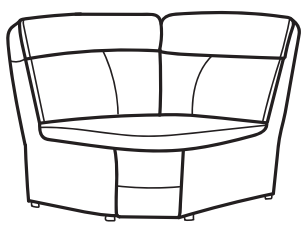


1519-53P5
**Power Swivel Gliding Recliner with
Power Headrest, Lumbar, Heat & Massage**
41H x 36W x 43D



1519-50P3
**Power Recliner with
Power Headrest, Lumbar**
43H x 39W x 39D


SECTIONAL COMPONENTS




1519-23
Full Wedge
43H x 67W x 61D



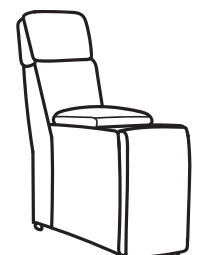
1519-193
**Armless Chair with
Dropdown Console**
43H x 29W x 41D




1519-57L/-58L
**LAF/RAF Power Recliner with
Power Headrest & Lumbar**
43H x 37W x 41D



1519-59P3
**Armless Power Recliner with
Power Headrest, Lumbar**
43H x 29W x 41D



1519-72
Storage Console
43H x 13W x 39D



SCAN ME
for a digital copy
of this sheet.

Dimensions are in inches and are subject to variance. Please visit Flexsteel.com for most accurate dimensions. Options and features are subject to change without notice. Printed cover samples may vary from actual swatches. Please refer to swatches for actual color.